


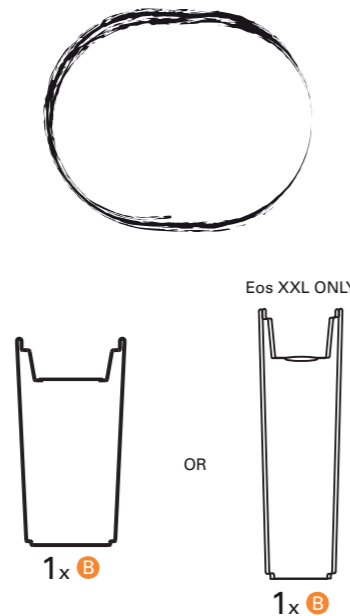
VITA Eos Family



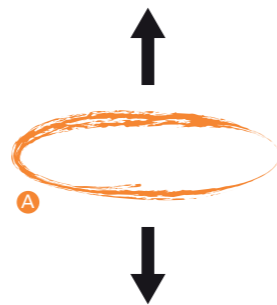
User Guide

Please give the feathers time to adjust to their original shape.

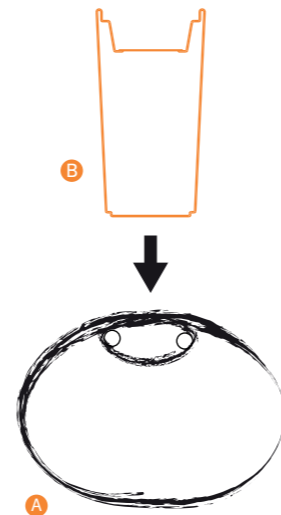
It may take up to two weeks, but you can help them along by running your fingers carefully through the feathers.



1

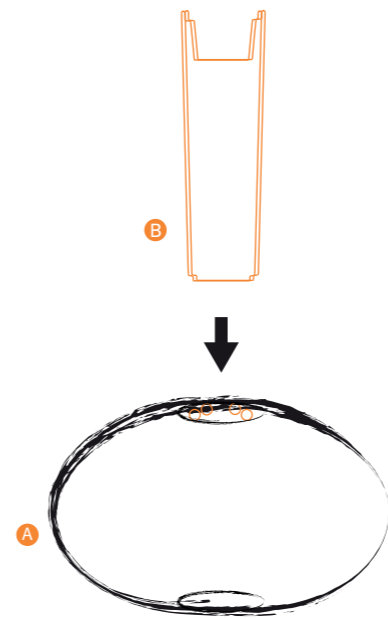


2

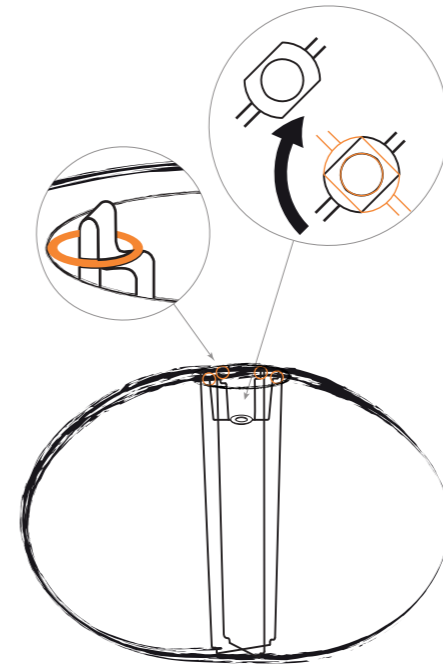


2i

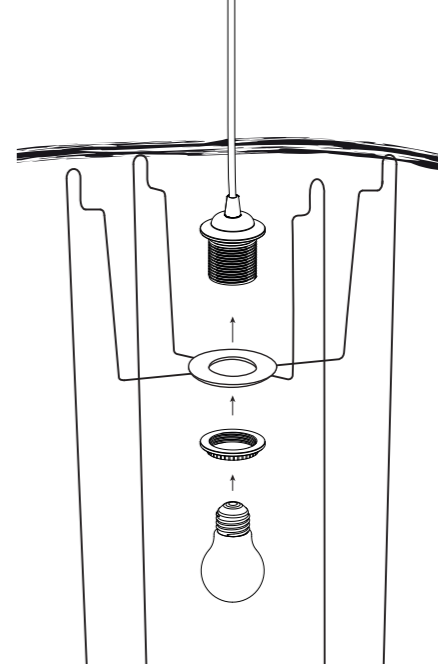
For Eos XXL see 2i



2ii



3



Keep the lamp clean by using a hair dryer on the coolest setting 25 cm / 10" from the lamp and blow loose dust from the feathers.
Use a damp cloth for dust that is difficult to remove.

Always keep the lamp away from fire.



Facetta



Silvia mini



Cuna




Eos mini

Browse all our products, learn more about VITA and discover great offers at **WWW.VITA.DK**



Designed for VITA by Soren Ravn Christensen



VITA
 VITA living ApS, Copenhagen, Denmark
 www.vita.dk
 customer-service@vita.dk

Copyright © 2012 VITA living ApS. All rights reserved. VITA, and the VITA logo, are trademarks or registered trademarks of VITA living ApS in Denmark and/or other countries.