

SAFETY INFORMATION

Released Date: 2023-10-23

Please read and understand this entire manual before attempting to assemble, install or operate the product.

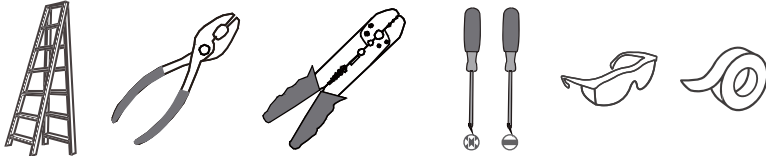
WARNING

- RISK OF ELECTRIC SHOCK - Before beginning installation, turn off electricity at the circuit breaker box or the main fuse box.

CAUTION

- For your safety, read instructions completely before beginning installation.
- If in doubt about electrical installation, consult a licensed electrician.

TOOLS REQUIRED



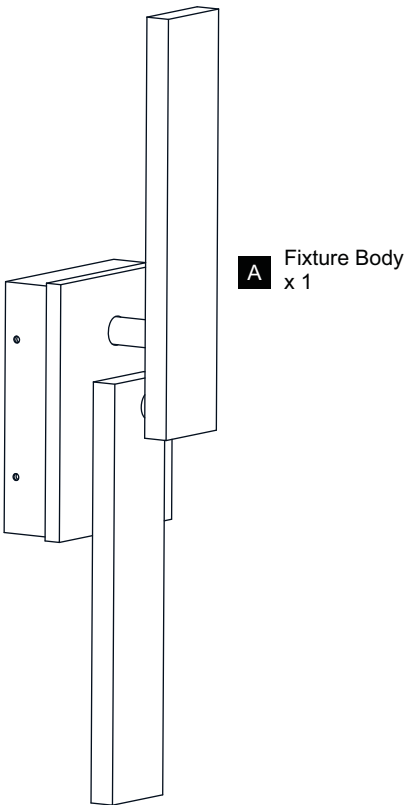
Ratings	120Vac, 60Hz	
	Model No.	Wattage
	TOD8304EK	12W
	TOD8404EK	16W

CARE AND MAINTENANCE

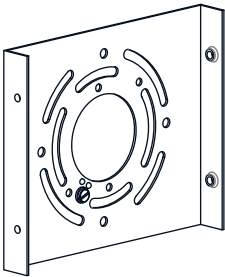
- Wipe clean using soft, dry cloth or static duster. Always avoid using harsh chemicals and abrasives to clean fixture as they may damage the finish.

If you need further assistance call Quoizel Customer Care at 1-800-645-3184 (9:00am - 5:00pm EST), or visit us on-line at www.quoizel.com.

PACKAGE CONTENTS



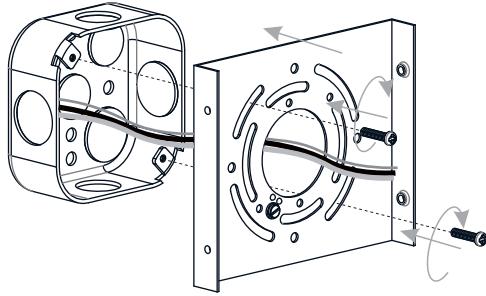
MOUNTING HARDWARE



INSTALLATION

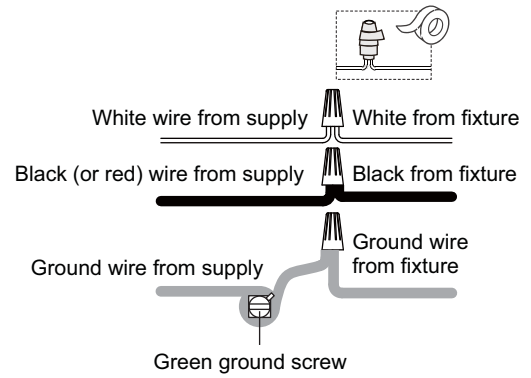
1

Install Inner Backplate



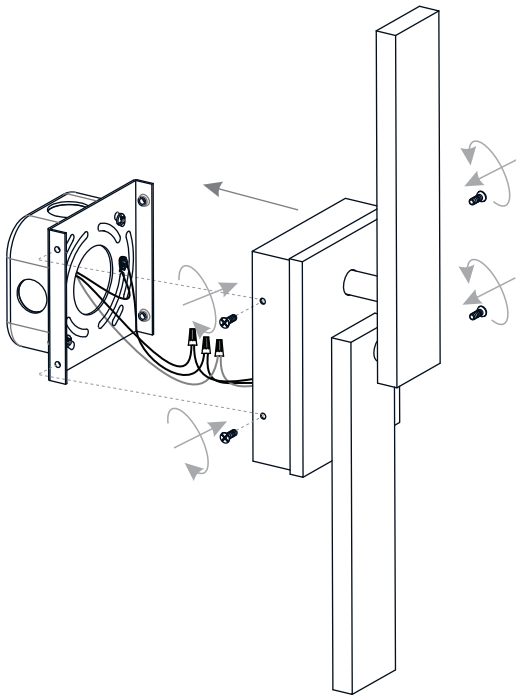
2

Wiring



3

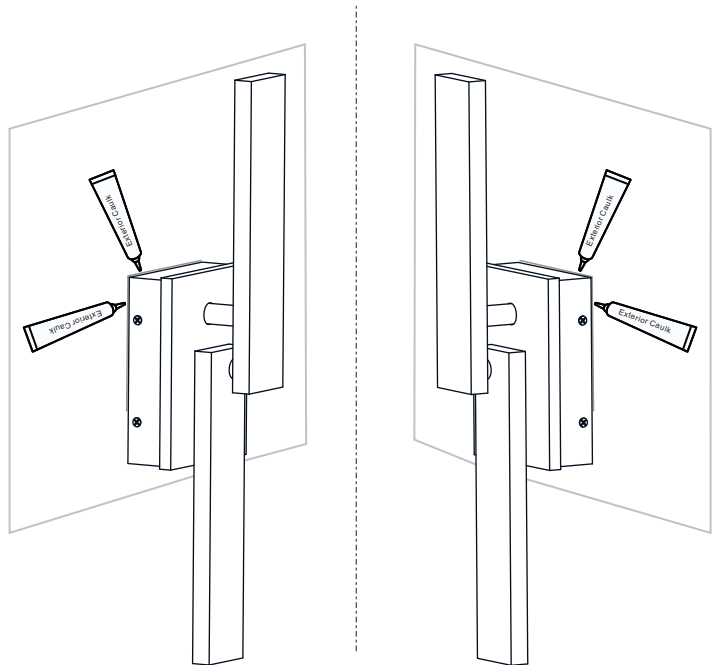
Install Fixture Body



4

Apply Caulking

* Note: Do NOT caulk the bottom of the backplate to allow moisture to escape.



Your installation is now complete! Restore electricity and save this sheet for future reference.